









e-Learning Class Software Common Tools

Welcome to use e-Learning Class software common tools, this document will help you have an overall look on these tools.

If you have been the authorized user of our software, you can launch these tools on one or multiples computers.

Tools List:

#	File Names	Description
1	 QuizEditor.exe	Quiz paper maker tool, you can: 1. Make quiz paper offline after school. 2. Convert old format of quiz papers to new format.
2	 RenderBench.exe	Display adapter diagnostic tool, you can: 1. View display adapter information. 2. Test display adapter render and capture performance.
3	 RTRMTest.exe	Network performance tool, you can: 1. Test wired network (10M/100M/1000M) multicast performance. 2. Test wireless network (802.11b/g/n) multicast performance.
4	 SpecialSet.exe	Special setting tool, you can: 1. Set teacher software use broadcast, TCP transfer mode. 2. Set student software as broadcast transfer mode.
5	 TDChalk.exe	Screen pen tool, you can: 1. Annotate on the screen contents.
6	 TDOvrSet.exe	Video Overlay Setting tool, you can: 1. Enable video overlay to improve performance of playing videos. 2. Disable video overlay to improve reliability of content broadcast.
7	 VRecordClnt_Personal.exe	Virtual recorder student tool, you can: 1. Allow students self-study after school on virtual recorder courseware.
8	 VRecordSrv_Personal.exe	Virtual recorder courseware editor, you can: 1. Make virtual recorder courseware offline after school. 2. Test and make sure the prepared virtual recorder courseware is fine before course.

Copyright 2008. All rights reserved.